



Co-funded by the
Erasmus+ Programme
of the European Union



SMA
LOG



SAPIENZA
UNIVERSITÀ DI ROMA

PhD student NTU
Alisa Shevchenko



ESN

Erasmus Student Network



different languages
different people
different culture
different religions
different traditions
different cuisines
different mentality



Co-funded by the
Erasmus+ Programme
of the European Union



SMA
LOG



SAPIENZA
UNIVERSITÀ DI ROMA



The studying was taking
place in the best university
of Italy - La Sapienza





THE FACULTY OF CIVIL AND INDUSTRIAL ENGINEERING

✓ TRANSPORT NETWORKS AND VEHICLES

(Professor Cristiana Piccioni)



✓ FREIGHT TRANSPORT AND LOGISTICS

(Professor Andrea Campagna)





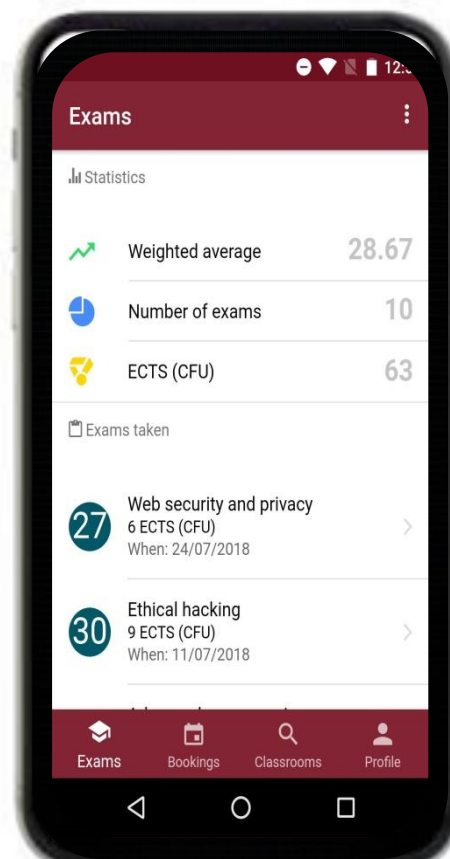
Co-funded by the
Erasmus+ Programme
of the European Union



SMA
LOG



La Sapienza application



Comfortable
application to monitor
your exams, credits,
disciplines and also
news about university





Co-funded by the
Erasmus+ Programme
of the European Union


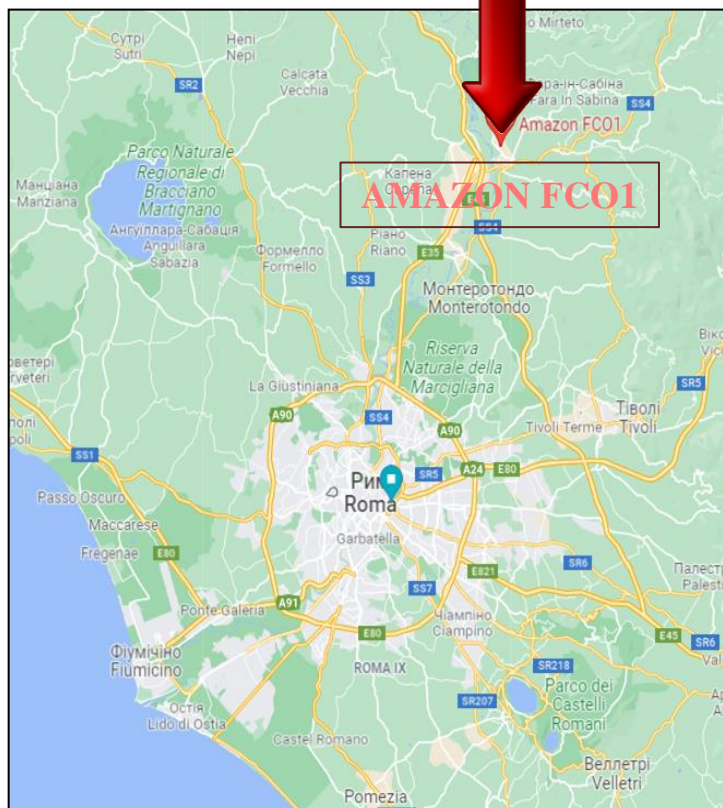


SMA
LOG



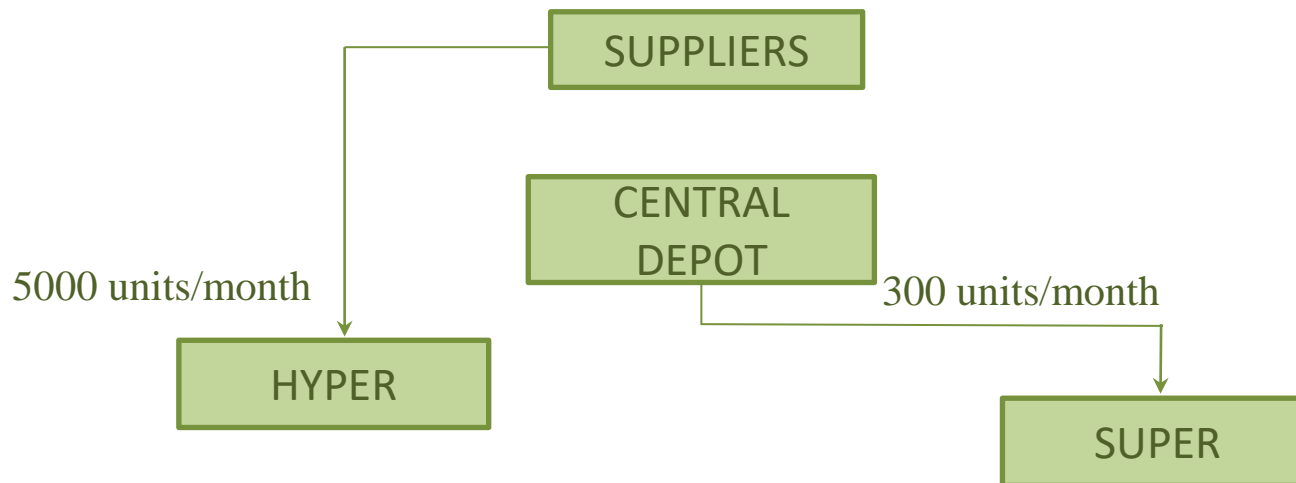
Amazon FCO1

Excursion to
fulfillment center was a
perfect practice lesson





Assessment of a logistics system



Old schema	€	213 916,78
New schema	€	161 913,28

- 32 %





Co-funded by the
Erasmus+ Programme
of the European Union




SMA
LOG



MASTER'S DEGREE

The work and projects I'd done in La Sapienza helped me to write my diploma and achieve high mark – with honor





Co-funded by the
Erasmus+ Programme
of the European Union



SMA
LOG



PhD

Mobility gave to me
understanding what to do with my
future





Co-funded by the
Erasmus+ Programme
of the European Union



PhD



My thesis describes involving intelligent transport system in the Kyiv

WORLD RANK ▼	CITY	DAYS WITH LOW TRAFFIC ▼	CONGESTION MONTH BY MONTH	CONGESTION LEVEL 2020 ▼
1	Moscow region (oblast) Russia	66 days		54%
2	Mumbai India	133 days		53%
3	Bogota Colombia	116 days		53%
4	Manila Philippines	128 days		53%
5	Istanbul Turkey	80 days		51%
6	Bengaluru India	147 days		51%
7	Kyiv Ukraine	48 days		51%

TIME LOST IN RUSH HOUR - PER YEAR

How much extra time was spent driving in rush hours over the year?

207 hours = 8 days, 15 hours

↓ 20 hours less than last year



TIME LOST IN RUSH HOUR - PER TRIP

How much extra time was spent driving in rush hour?



+ 25 min

per 30 min trip
in the morning

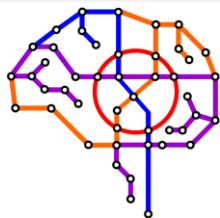
+ 29 min

per 30 min trip
in the evening





Co-funded by the
Erasmus+ Programme
of the European Union

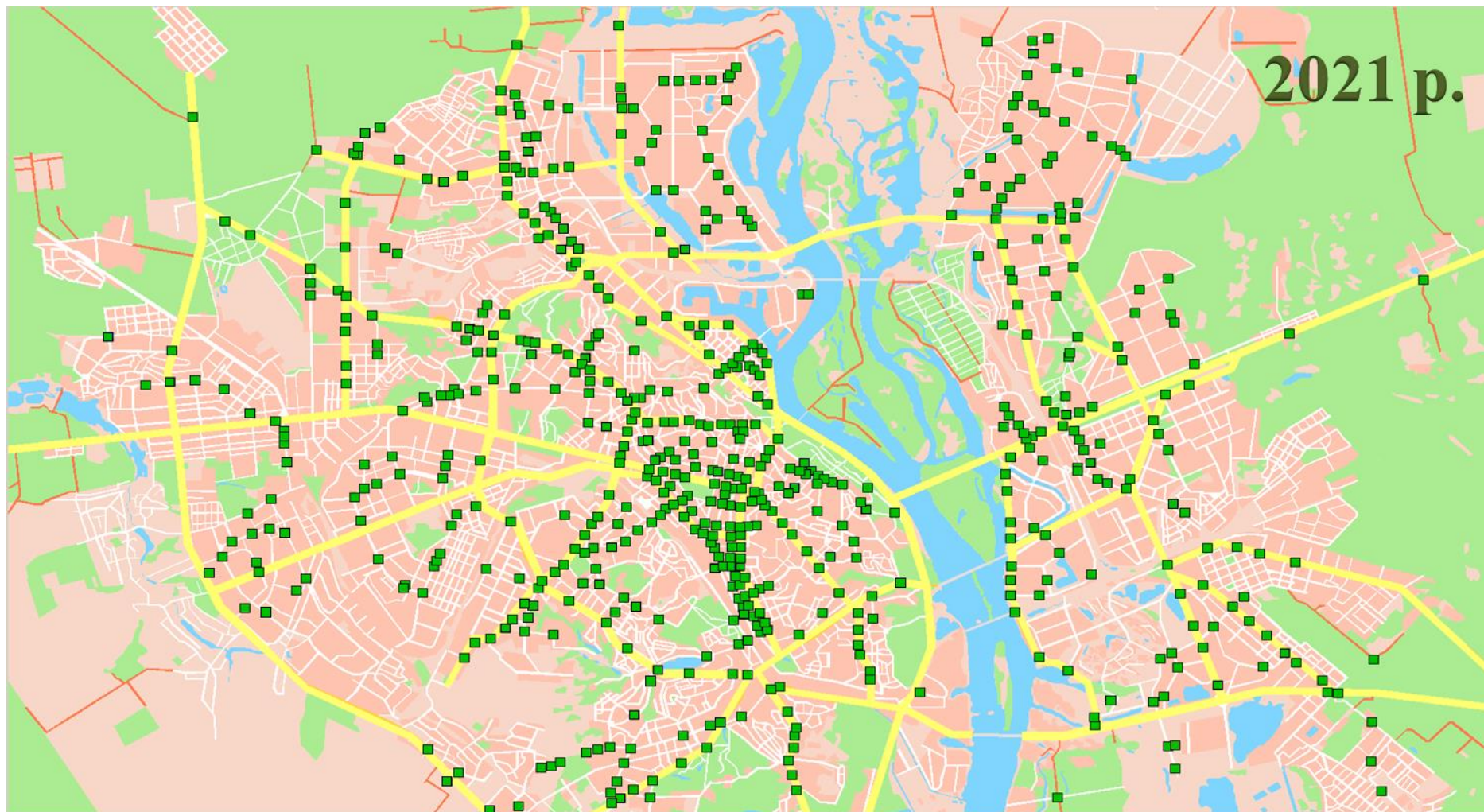


SMA
LOG

ЦЕНТР ОРГАНІЗАЦІЇ
ДОРОЖНЬОГО РУХУ

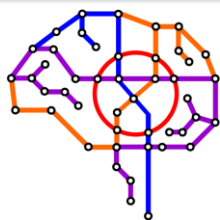


TRAFFIC MANAGEMENT CENTRE





Co-funded by the
Erasmus+ Programme
of the European Union



SMA
LOG

ЦЕНТР ОРГАНІЗАЦІЇ
ДОРОЖНЬОГО РУХУ



TRAFFIC MANAGEMENT CENTRE





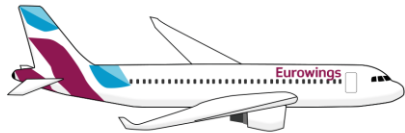

Co-funded by the
Erasmus+ Programme
of the European Union



SMA
LOG



Accommodation





Co-funded by the
Erasmus+ Programme
of the European Union



SMA
LOG



Classmates = family





Co-funded by the
Erasmus+ Programme
of the European Union



SMA
LOG



TO TRAVEL IS TO LIVE

Andersen was right – travelling
is the best way to find yourself.

