



Co-funded by the  
Erasmus+ Programme  
of the European Union

KA2 - Cooperation for innovation and the exchange of good practices  
**Capacity Building in Higher Education**  
Joint project



University of Rome  
Tor Vergata  
Italy

Department of Enterprise Engineering

# Master in Smart Transport and Logistics for Cities / SmaLog

## WP10: Smalog Management

*Grant development*

*Budget overview*

*Sapienza University*

*8<sup>th</sup> – 10<sup>th</sup> May 2019*

*Rome, Italy*

**Antonio Comi**

comi@ing.uniroma2.it



University of Rome  
Tor Vergata  
Italy

Department of Enterprise Engineering



**SMA**  
**LOG**

# Budget funding from EACEA

## Procedure for transferring money from EACEA

- 1) 50% of the total grant (1° Pre-financing)
- 2) At least 70% of 1° Pre-financing spent: request for obtaining the further 40%
- 3) After the *end of the project* life and *verification* of proofs of expenditures and *according to the total proved expenditures*, the remaining 10% will be transferred

# Revised budget

EU GRANT REQUESTED FROM THE EUROPEAN UNION (in EUR)							
Costs	349.700,00	Cannot exceed 40% of total A.					
Costs of Stay	68.510,00						
Management Costs	168.760,00						
Contracting Costs	259.410,00	Cannot exceed 30% of total A.					
Costs for Project Activities	34.740,00	Cannot exceed 10% of total A.					
	881.120,00	Should be equal or above EUR 500.000,00 and cannot exceed EUR 1.000.000,00					
Additional Grant for Special Mobility Strand	598.140,00	Value cannot exceed 80% of total A	Students from Partner Countries	Amounts (in EUR)	286.400,00	Number of Participants	60
			Students from Programme Countries		0,00		0
			Staff from Partner Countries		246.046,00		48
			Staff from Programme Countries		65.694,00		32
Grant requested from the European Union (A + B)	1.479.260,00						

DISTRIBUTION OF THE GRANT BY ORGANISATION (in EUR)									
Name of Partner	Country	PR/PA	1. Staff Costs	2. Travel Costs	3. Costs of Stay	4. Equipment Costs	5. Subcontracting Costs	B. Special Mobility Strand	Total Costs (in EUR)
UNITOV	Italy	Programme Countries	110.050,00	4.170,00	8.040,00	-	34.740,00	10.630,00	167.630,00
UNIROMA1	Italy	Programme Countries	54.240,00	2.985,00	4.920,00	-	-	8.540,00	70.685,00
NUUE	Ukraine	Partner Countries	29.100,00	9.780,00	24.620,00	43.235,00	-	88.096,00	194.831,00
LPNU	Ukraine	Partner Countries	16.785,00	7.025,00	21.020,00	43.235,00	-	86.951,00	174.996,00
ZSTU	Ukraine	Partner Countries	17.670,00	7.405,00	21.520,00	43.235,00	-	85.281,00	175.111,00
NTU	Ukraine	Partner Countries	14.440,00	7.025,00	22.700,00	43.235,00	-	90.006,00	177.406,00
GTU	Georgia	Partner Countries	12.960,00	8.890,00	21.620,00	43.235,00	-	93.636,00	180.341,00
BSMA	Georgia	Partner Countries	11.715,00	10.185,00	21.520,00	43.235,00	-	88.476,00	175.131,00
SUT	Poland	Programme Countries	33.400,00	4.095,00	7.920,00	-	-	31.504,00	76.919,00
IMPEER	Ukraine	Partner Countries	9.600,00	3.290,00	7.560,00	-	-	-	20.450,00
HSW	Germany	Programme Countries	39.760,00	3.660,00	7.320,00	-	-	15.020,00	65.760,00
			-	-	-	-	-	-	-

# Budget table at 30/04/2019

## ANNEX VI - FINAL FINANCIAL STATEMENT

Project Number	585832-EPP-1-2017-1-IT-EPPKA2-CBHE-JP
----------------	---------------------------------------

Co-financing (for information only)	13.385,90
-------------------------------------	-----------

Budget Headings	1. Grant Awarded (in EUR)	2. Budget Spent (in EUR)
1. Staff Costs	349.700,00	118.599,00
2. Travel Costs	68.510,00	40.760,00
3. Costs of Stay	168.760,00	105.480,00
4. Equipment Costs	259.410,00	32.694,57
5. Subcontracting Costs	34.740,00	0,00
<b>A. Grant for Project Activities</b>	<b>881.120,00</b>	<b>297.533,57</b>
<b>B. Additional Grant for Special Mobility Strand</b>	<b>597.882,00</b>	<b>5.047,00</b>
<b>Total Grant requested from the European Union (A + B)</b>	<b>1.479.002,00</b>	<b>302.580,57</b>

## DISTRIBUTION OF THE GRANT BY ORGANISATION (in EUR)

Partner N°	Name of Partner	Country	PR/PA	1. Staff Costs	2. Travel Costs	3. Costs of Stay	4. Equipment Costs	5. Subcontracting Costs	Total Costs (in EUR)
P1	GEORGIAN TECHNICAL UNIVERSITY	GEORGIA	Partner Countries	6.030,00	5.875,00	14.640,00	-	-	26.545,00
P2	HOCHSCHULE WISMAR	GERMANY	Programme Countries	13.268,00	1.820,00	3.240,00	-	-	18.328,00
P3	INSTITUTE OF MARKET PROBLEMS AND ECONOMIC RESEARCHES	UKRAINE	Partner Countries	949,00	1.650,00	3.360,00	-	-	5.959,00
P4	LEPL TEACHING UNIVERSITY - BATUMI STATE MARITIME ACADEMY	GEORGIA	Partner Countries	3.127,00	4.065,00	11.280,00	-	-	18.472,00
P5	LVIV POLYTECHNIC NATIONAL UNIVERSITY	UKRAINE	Partner Countries	-	5.035,00	15.240,00	-	-	20.275,00
P6	NATIONAL TRANSPORT UNIVERSITY	UKRAINE	Partner Countries	6.294,00	5.395,00	16.440,00	10.520,87	-	38.649,87
P7	O.M. BEKETOV NATIONAL UNIVERSITY OF URBAN ECONOMY	UKRAINE	Partner Countries	9.838,00	7.600,00	17.280,00	11.313,48	-	46.031,48
P8	POLITECHNIKA SLASKA	POLAND	Programme Countries	8.346,00	1.005,00	2.520,00	-	-	11.871,00
P9	UNIVERSITÀ DEGLI STUDI DI ROMA LA SAPIENZA	ITALY	Programme Countries	13.088,00	275,00	600,00	-	-	13.963,00
P10	ZHYTOMYR STATE TECHNOLOGICAL UNIVERSITY	UKRAINE	Partner Countries	4.420,00	5.860,00	17.160,00	10.860,22	-	38.300,22
P11	UNIVERSITÀ DEGLI STUDI DI ROMA TOR VERGATA	ITALY	Programme Countries	53.239,00	2.180,00	3.720,00	-	-	59.139,00

# Grant development

SmaLog provides also the Special Mobility Strand.

Therefore, the pre-financing received from EACEA consists, in total, of



€ 739,501.00 (Nov 2017)



(50% of whole fund,

i.e. € 440,560.00 relative to grant and € 298,941.00 for SMS development)

As planned, the SMS mobility started in March 2019 with staff mobility from Programme Countries to Partner Countries.

Then, the further staff mobility will be in the next months of 2019 and 2020.


The student mobility will be mainly in the second year and will start in September/October 2019.

**The budget used during these first eighteen months is mainly relative to develop the Grant Activities. (grant of pre-financing spent is close to 70%).**

# Grant development:

## *Travels*

Travels, performed within the grant, count for € 146,240.00  
(i.e. **travel costs € 40,760.00** and **costs of stay € 105,480.00**)



It represents the **62%** of **all budget foreseen** within the  
*whole life of the project*

(i.e. +12% respect of the 1<sup>st</sup> pre-financing)

# Grant development

## *Equipment*

**Equipment represents the 29.5% of the total grant funded**

**Equipment purchases are in progress**



**€ 32,694.57**

was spent for *hardware*  
by NUUE, NTU and ZSTU

(a large share of money destined to purchases are in progress, whose delays were caused to the low experience of partners and suppliers in managing such procedures)

# Grant development

## *Staff costs*

**the STAFF COSTS purchases are in progress**



**€ 118,599.00**

for staff costs of all partners

(someone did not charge any sum to the project until now)



# Grant development

## SMS

Total SMS fund: € **597,882,00** – 1<sup>st</sup> pre-financing (50%): € **298,241.00**

Money currently spent was € **5,047.00**

(i.e. two EU visits to UA HEIs)



Therefore, it is expected that in the next months with the developing of SMS the share of money spent increases and the consortium is able to request the 2nd pre-financing.

For the future, the following travels are planned (as communicated by 30<sup>th</sup> of April '19):

- ✓ by the end of July 2019: € **81,852.00** (student) + €**140,877.00** (staff)
- ✓ by the end of Nov 2019: € **16,632.00**
- ✓ by the end of Feb 2020: € **63,642.00**

75% with respect to the 1<sup>o</sup>  
SMS pre-financing


70% of **total** 1<sup>o</sup> pre-financing could be  
obtained by the end of July '19

# Grant development

## *Co-financing*

SmaLog partners provide currently

**CO - FINANCING**



**€ 13.385,90**


related to

*staff work, equipment and travels.*

# Grant development

## *Summary*

In total, the money spent within the grant is € 297,353.57 (i.e. € 118,599.00 + € 146,240.00 + € 32,694.57) which represents more than 66% of the grant pre-financing



**70% is request for the 2° prefinancing**  
*July 2019? according to the plans at 30/04/2019*

**(not all partners have reported expenses  
for equipment and staff cost)**

# Budget overview

## Whole Grant/Mobility – without SMS

	UNITOV	UNIRM1	NUUE	LPNU	ZSTU	NTU	GTU	BSMA	SUT	IMPEER	HSW
	P01	P02	P03	P04	P05	P06	P07	P08	P09	P10	P11
Budget allocated for all project (without SMS)	€ 157.000,00	€ 62.145,00	€ 106.735,00	€ 88.045,00	€ 89.830,00	€ 87.400,00	€ 86.705,00	€ 86.655,00	€ 45.415,00	€ 20.450,00	€ 50.740,00
Budget allocated for travels for all project	€ 12,210.00	€ 7,905.00	€ 34,400.00	€ 28,045.00	€ 28,925.00	€ 29,725.00	€ 30,510.00	€ 31,705.00	€ 12,015.00	€ 10,850.00	€ 10,980.00
Budget spent by April 2019	€ 5,900.00	€ 875.00	€ 24,880.00	€ 20,275.00	€ 23,020.00	€ 21,835.00	€ 20,515.00	€ 15,345.00	€ 3,525.00	€ 5,010.00	€ 5,060.00
Budget for planned travels from May 2019*	€ 5.900,00	€ 4.785,00	€ 6.020,00	€ 4.100,00	€ 5.420,00	€ 4.150,00	€ 5.010,00	€ 5.885,00	€ 5.695,00	€ 3.345,00	€ 5.885,00
Budget remaining to be allocated for future travels**	€ 410,00	€ 2.245,00	€ 3.500,00	€ 3.670,00	€ 485,00	€ 3.740,00	€ 4.985,00	€ 10.475,00	€ 2.795,00	€ 2.495,00	€ 35,00

\* as planned in the budget table / \*\* P.A. art 5.11

# Budget overview

## Whole Grant – with SMS

	UNITOV	UNIRM1	NUUE	LPNU	ZSTU	NTU	GTU	BSMA	SUT	IMPEER	HSW
	P01	P02	P03	P04	P05	P06	P07	P08	P09	P10	P11
<b>Total grant</b>	€ 167,372.00	€ 70,685.00	€ 194,831.00	€ 174,996.00	€ 175,111.00	€ 177,406.00	€ 180,341.00	€ 175,131.00	€ 76,919.00	€ 20,450.00	€ 65,760.00
1 <sup>st</sup> prefinan. (50%)	€ 83,686.00	€ 35,342.50	€ 97,415.50	€ 87,498.00	€ 87,555.50	€ 88,703.00	€ 90,170.50	€ 87,565.50	€ 38,459.50	€ 10,225.00	€ 32,880.00
* transferred to each partner (HEI) at 30th of April 2019	€ 5,900.00	€ 13,128.00	€ 97,415.50	€ 35,275.00	€ 38,246.25	€ 88,703.00	€ 51,159.75	€ 39,798.50	€ 37,932.00	€ 7,410.00	€ 25,331.28
<b>Charged to the project at 30th of April 2019</b>	<b>€ 59,139.00</b>	<b>€ 13,963.00</b>	<b>€ 46,031.48</b>	<b>€ 20,275.00</b>	<b>€ 38,300.22</b>	<b>€ 38,649.87</b>	<b>€ 26,545.00</b>	<b>€ 18,472.00</b>	<b>€ 16,918.00</b>	<b>€ 5,959.00</b>	<b>€ 18,328.00</b>
<b>To state (charge)</b>		<b>-€ 835.00</b>	<b>€ 51,384.02</b>	<b>€ 15,000.00</b>	<b>-€ 53.97</b>	<b>€ 50,053.13</b>	<b>€ 24,614.75</b>	<b>€ 21,326.50</b>	<b>€ 21,014.00</b>	<b>€ 1,451.00</b>	<b>€ 7,003.28</b>
<b>Money to transfer (waiting for documents)</b>		<b>2° tranche of grant + SMS (!)</b>	<b>-</b>	<b>2° tranche of grant (!) + SMS (!)</b>	<b>2° tranche of grant + SMS (!)</b>	<b>-</b>	<b>2° tranche of grant (!) + SMS (remaining)</b>	<b>2° tranche of grant (!) + SMS (remaining)</b>	<b>-</b>	<b>2° tranche of grant (!)</b>	<b>SMS (!)</b>

\* included the reimbursements done directly to staff in mobility

# Warning

**Respect the headings of costs as in the table of budget**

Send to the coordinator as soon as available

**PROOFS OF EXPEDITURE OR/OTHER  
REQUESTED DOCUMENTS**

without them, financial officer does not authorize  
transfers

# Pre-financing 25% (2nd tranche)

## ART. 5 PA 2



25% of the estimated Erasmus+ grant contribution ... *after* necessary proofs of expenditure/activity covering the 80% amount of advance payment already made and after the verification of the completeness and correctness of the financial data provided by the partners;